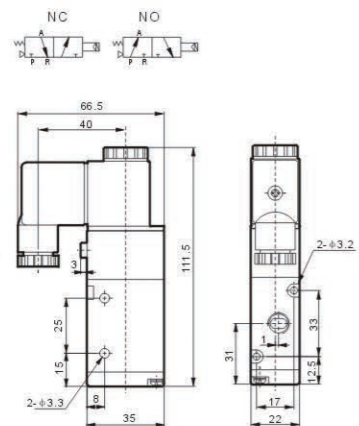
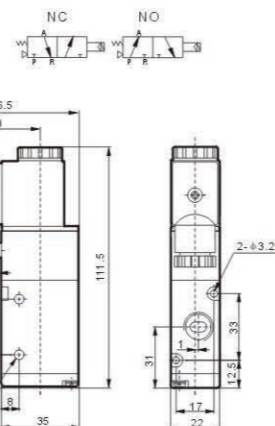


外形尺寸/Overall Dimension

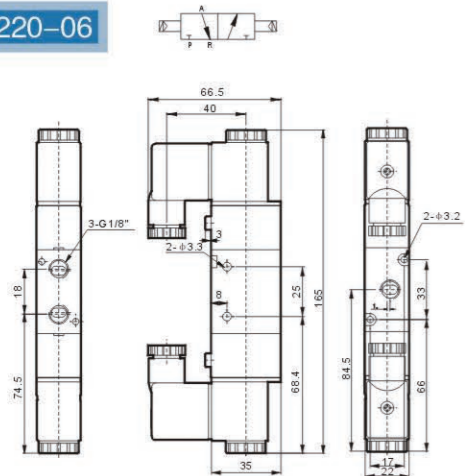
3V210-06



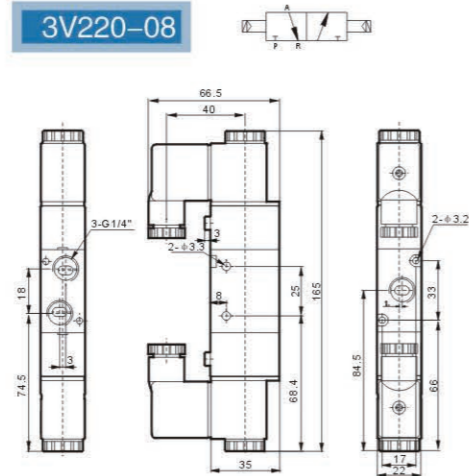
3V210-08



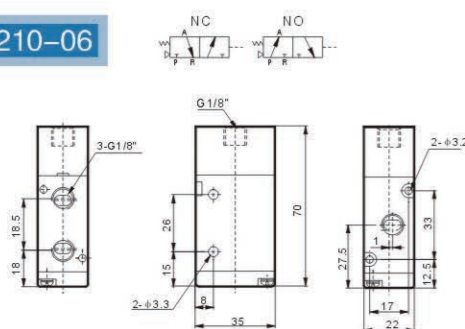
3V220-06



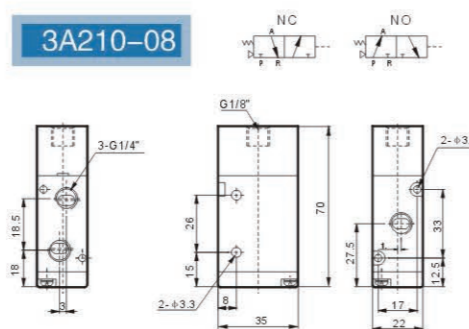
3V220-08



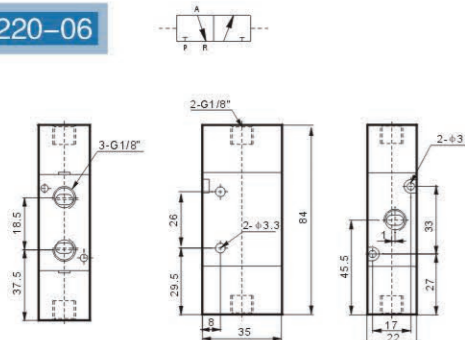
3A210-06



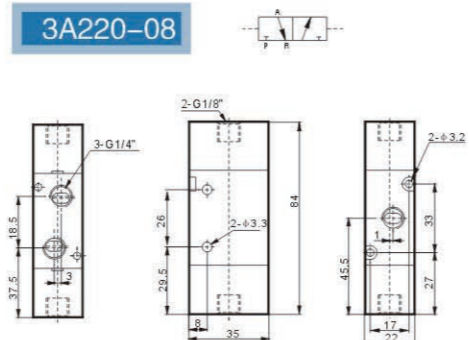
3A210-08



3A220-06



3A220-08



订购码/Ordering Code

4V	3	10	-	10	B	-	AC220V	-	W
规格代码 4V:二(三)位五通电磁阀 4A:二(三)位五通气控阀 3V:二位三通电磁阀 3A:二位三通气控阀 Specification Code 4V:Two (Three)-position Five-way Solenoid Valve 4A:Two (Three)-position Five-way Pneumatic Control Valve 3V:Two-position Three-way Solenoid Valve 3A:Two-position Three-way Pneumatic Control Valve	系列代码 300系列 Series Code 300 Series	线圈及位数 10:单头双位置 20:双头双位置 30C:双头三位置封闭型 30E:双头三位置排气型 30P:双头三位置压力型 Coil and Places 10:Single-head Double-position 20:Double-head Double-position 30C:Double-head Three-position Close Type 30E:Double-head Three-position Exhaust Type 30P:Double-head Three-position Pressure Type	接管口径 Joint Pipe Bore 08:1/4" 10:3/8"	接管形式及初始状态 空白:管接式 B:二位五通板接式 三位五通板接式 NC:二位三通常闭型 NO:二位三通常开型 Joint Pipe Form and Initial State Blank:Pipe Connection Type B:Two-position Five-way Plate Connection Type Three-position Five-way Plate Connection Type NC:Two-position Three-way Normal Close Type NO:Two-position Three-way Normal Open Type	标准电压 Standard Voltage DC12V DC24V AC24V 50Hz/60Hz AC110V 50Hz/60Hz AC220V 50Hz/60Hz AC380V 50Hz/60Hz	接线形式 空白:标准端子式 LD:茶色带灯端子式 LD1:白色带灯端子式 W:引线式 Wiring Form Blank:standard Connector LD:Brown with Lighting Connector LD1:White with Lighting Connector W: Lead Wire Type			

规格/Specifcation

型号 Model	4V310-08	4V320-08	4V330C-08	4V330E-08	4V330P-08	4V310-10	4V320-10	4V330C-10	4V330E-10	4V330P-10
位通数/Position and Way NO.	二位五通/Two-position Five-way		三位五通/Three-position Five-way			二位五通/Two-position Five-way		三位五通/Three-position Five-way		
有效截面积/Effective Sectional Area	25mm ² (CV=1.40)		18mm ² (CV=1.00)			30mm ² (CV=1.68)		18mm ² (CV=1.00)		
型号 Model	3V310-08	3V320-08	3A310-08	3A320-08	3V310-10	3V320-10	3A310-10	3A320-10		
位通数/Position and Way NO.	二位三通/Two-position Three-way									
有效截面积/Effective Sectional Area	25mm ² (CV=1.40)				30mm ² (CV=1.68)					
接管口径/Port Size	进气=出气=排气=G1/4" / Air Inlet=Air Outlet=Exhaust=G1/4"				进气=出气=G3/8" 排气=G1/4" / Air Inlet=Air Outlet=G3/8" Exhaust=G1/4"					
工作介质/Working Medium	空气(经40μm滤网过滤) / Air (40Micron Filtered)									
作动方式/Acting Type	内部先导式 / Inner Guide Type									
使用压力/Working Pressure	0.15~0.8MPa									
最大耐压/Max. Pressure Resistance	1.2MPa									
工作温度/Working Temperature	5~50°C									
电压范围/Voltage Range	±10%									
耗电量/Power Consumption	AC: 5.5VA DC: 4.8W									
绝缘性及防护等级/Insulation & Protection Class	F级. IP65 / F Class. IP 65									
接线形式/Wiring Form	出线式或端子式 / Lead wire or Connector type									
最高动作频率/Max. Frequency	每秒五次 / 5 Cycle / Sec									
最短励磁时间/Shortest Activate Time	0.05秒 / 0.05 Second									